

ORDINANCE O2024-13

AN ORDINANCE OF THE CITY OF DAYTON, TEXAS CANVASSING THE RETURNS AND DECLARING THE RESULTS OF THE GENERAL MUNICIPAL ELECTION HELD ON MAY 4, 2024, FOR THE PURPOSE OF ELECTING THREE COUNCIL MEMBERS TO THE DAYTON CITY COUNCIL FOR POSITIONS 1, 2 AND 3; AND PROVIDING FOR AN EFFECTIVE DATE.

Whereas, there was held in the City of Dayton, Texas, on the 4th day of May 2024, a General Election duly ordered by the City Council for the purpose of electing three (3) Councilpersons for positions 1, 2 and 3, as shown in the official returns heretofore; and

Whereas, public notice of the City's Municipal Election was duly given; that said election was held in the manner required by the Texas Election Code and the Charter of the City of Dayton, and that due returns of said election have been made by the proper office; and

Whereas, the Liberty County Clerk canvassed the results of the General Election and submitted said results, attached as Exhibit "A", to the City of Dayton; and

Whereas, it is found that the persons named herein received the following votes for said election:

GENERAL ELECTION

Position Number One (1)

<u>NAME OF CANDIDATE</u>	<u>NUMBER OF VOTES RECEIVED</u>
Sherial L. Lawson	193
Harry L. Barnes Jr.	238

Position Number Two (2)

<u>NAME OF CANDIDATE</u>	<u>NUMBER OF VOTES RECEIVED</u>
Alvin Burress	169
Janette Goulder-Frick	58
Troy Barrett	54
Sarah Vickery	150

Position Number Three (3)

<u>NAME OF CANDIDATE</u>	<u>NUMBER OF VOTES RECEIVED</u>
John Headrick	353

NOW, THEREFORE, BE IT ORDAINED BY THE CITY COUNCIL OF THE CITY OF DAYTON, TEXAS:

Section 1. It is found and determined that the results of the General Election as canvassed and tabulated reflect the expressed desires of those persons voting at said election.

Section 2. That the following named candidates were duly elected at said general election to the Dayton City Council:

Harry L. Barnes Jr.
John Headrick

Council Member Position 1
Council Member Position 3

Section 3. That the following named candidates shall be in a runoff election for Council Member Position 2:

Alvin Burress
Sarah Vickery


Section 4. It is hereby declared the City of Dayton approves and accepts the results of the General Election for the Councilpersons, as set forth above.

Section 5. That if any section, subsection, sentence, clause, or phrase of this ordinance should for any reason be held to be unconstitutional or invalid by a court of competent jurisdiction, such invalidity shall not affect the remaining portions of this ordinance, and to such end the various portions and provisions of this ordinance are declared to be severable; and the City Council of the City of Dayton, Texas, declares it would have passed each and every part of the same notwithstanding the omission of any such part thus declared to be invalid or unconstitutional, or whether there be one or more parts.

Section 6. It is officially found, determined, and declared that the meeting at which this ordinance is adopted was open to the public and public notice of the time, place, and subject matter of public business to be considered at such meeting was given.

Section 7. This Ordinance shall be in full force and effect from and after the date and time of its passage.

PASSED AND ADOPTED at a regular meeting of the City Council of the City of Dayton, Texas this the 13th day of May, 2024.



Martin Mudd, Mayor

ATTEST:



Jennifer Billings, City Secretary



EXHIBIT A

Election Reconciliation - Official Totals


County Liberty Election Name City of Dayton General
 Registered Voters 5138 Election Date May 4, 2024

1. Total Registered Voters		2. Rejected ballots		3. Counted ballots <small>(from tabulation software)</small>	
A. Early voting in person voters	327			I. Early voting ballots counted	327
B. Election day in person voters	94			J. Election day ballots counted	94
C. Mail ballot voters	11	F. Mail ballots rejected	0	K. Mail ballots counted	11
D. Provisional ballots submitted	3	G. Provisional ballots rejected	1	L. Provisional ballots counted	2
E. Total voters (A+B+C+D)	435	H. Total ballots rejected (F+G)	1	M. Total ballots counted (I+J+K+L)	434

N. Difference between voters and ballots (E-H-M) 0 O. Difference as percentage of voters $(N+(E-H)*100)$ 0 %

P. Explanation for difference, if any

Q. "I certify that the information contained in this document accurately reflects the official reconciliation of votes and voters from the above stated election"

 Lee Haidusek Chambers 5/10/2024
 Presiding judge signature Print name Date

6. Mail ballots	
R. Mail ballots sent	164 County
S. Mail ballots not returned by voter	52 County
T. Mail ballots surrendered	1 County

7. Provisional ballots	
U. Provisional ballots deemed incomplete	0

LIBERTY COUNTY, TEXAS

GENERAL ELECTION

5/4/2024


Page 7

CITY OF DAYTON Council Member Position 1 - Vote for none or one

Precinct	Sherral L. Lawson	Harry L. Barnes Jr.	Cast Votes	Undervotes	Overvotes	Absentee Voting Ballots Cast	Early Voting Ballots Cast	Election Day Voting Ballots Cast	Total Ballots Cast	Registered Voters	Turnout Percentage
10 - BS4	100	143	243	2	0	6	192	47	245	2,956	8.29%
21 - BS4	4	0	4	0	0	0	0	4	4	52	7.69%
22 - BS4	32	47	79	0	0	4	50	25	79	1,081	7.31%
24 - BS4	0	0	0	0	0	0	0	0	0	13	0.00%
30 - BS4	57	48	105	1	0	1	86	19	106	1,036	10.23%
Totals	193	238	431	3	0	11	328	95	434	5,138	8.45%

CITY OF DAYTON Council Member Position 2 - Vote for none or one

Precinct	Alvin Burress	Janette Goulder-Frick	Troy Barrett	Sarah Vickery	Cast Votes	Undervotes	Overvotes	Absentee Voting Ballots Cast	Early Voting Ballots Cast	Election Day Voting Ballots Cast	Total Ballots Cast	Registered Voters	Turnout Percentage
10 - BS4	81	31	30	100	242	3	0	6	192	47	245	2,956	8.29%
21 - BS4	3	1	0	0	4	0	0	0	0	4	4	52	7.69%
22 - BS4	28	10	10	31	79	0	0	4	50	25	79	1,081	7.31%
24 - BS4	0	0	0	0	0	0	0	0	0	0	0	13	0.00%
30 - BS4	57	16	14	19	106	0	0	1	86	19	106	1,036	10.23%
Totals	169	58	54	150	431	3	0	11	328	95	434	5,138	8.45%



LIBERTY COUNTY, TEXAS

GENERAL ELECTION

5/4/2024

Page 9

CITY OF DAYTON Council Member Position 3 - Vote for none or one

Precinct	John Headrick	Cast Votes	Undervotes	Overvotes	Absentee Voting Ballots Cast	Early Voting Ballots Cast	Election Day Voting Ballots Cast	Total Ballots Cast	Registered Voters	Turnout Percentage
10 - BS4	196	196	49	0	6	192	47	245	2,956	8.29%
21 - BS4	3	3	1	0	0	0	4	4	52	7.69%
22 - BS4	72	72	7	0	4	50	25	79	1,081	7.31%
24 - BS4	0	0	0	0	0	0	0	0	13	0.00%
30 - BS4	82	82	24	0	1	86	19	106	1,036	10.23%
Totals	353	353	81	0	11	328	95	434	5,138	8.45%